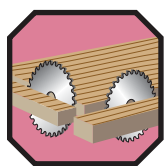
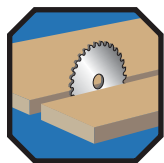
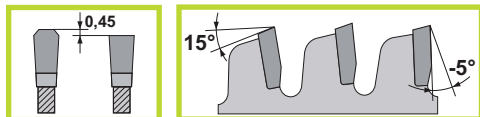


SHW400

LAME SHW
HW SAW BLADE

LAMA CIRCOLARE PER MACCHINE PORTATILI

Circular saw blade for portable machines



CODICE CODE	D mm	B mm	b mm	d mm	FORATURA PIN HOLES	Z
SHW400-01	160	2,2	1,6	20	2/6/32	56
SHW400-02	160	2,8	1,8	20	2/6/32	42
SHW400-03	180	2,8	1,8	20	2/6/32	48
SHW400-04	190	2,8	1,8	30	2/7/42	54
SHW400-05	210	2,8	1,8	30	2/7/42	54
SHW400-06	216	3,0	2,0	30		64
SHW400-07	220	3,0	2,0	30	2/7/42	64

