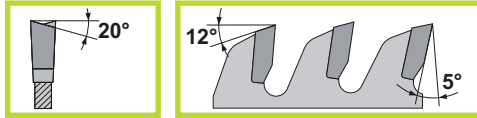
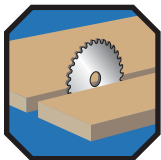

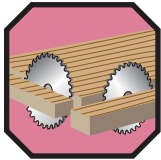



## LAMA CIRCOLARE PER TRONCATRICI VELOCI E OTTIMIZZATRICI

Circular saw blade for fast and optimizing cutting-off machines



LAME SHW  
HW SAW BLADE



CODICE CODE	D mm	B mm	b mm	d mm	FORATURA PIN HOLES	Z
SHW330-01	400	4,6	3,5	30	2/10/60	120
SHW330-02	450	4,6	3,5	30	2/10/60 + 2/15/63	132
SHW330-03	500	4,6	3,5	30	2/10/60 + 2/15/63	144
SHW330-04	520	4,6	3,5	30	2/10/60 + 2/15/63	144
SHW330-05	550	4,6	3,5	120	2/10,2/240	156
SHW330-06	600	5,4	4,0	30	2/10/60 + 2/15/63	172
SHW330-07	630	5,4	4,0	30	2/10/60 + 2/15/63	180

