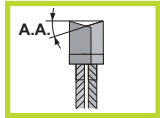
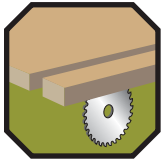



## LAMA INCISORE REGOLABILE PER SEZIONATRICE CON ANELLI

Adjustable dividing scoring saw blade complete with spacer



LAME SHW  
HW SAW BLADE



CODICE CODE	D mm	B mm	b mm	d mm	FORATURA PIN HOLES	Z	A.T.	A.A.
SHW305-01	100	2,8-3,6		20	2/4,2,1/42	12+12	11°	5°
SHW305-02	120	2,8-3,6		20	2/4,2,1/42	12+12	11°	5°
SHW305-03	120	2,8-3,6		22	2/4,2,1/42	12+12	11°	5°
SHW305-04	125	2,8-3,6		20	2/4,2,1/42	12+12	11°	5°

