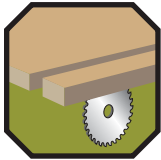

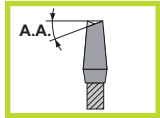


SHW295

LAME SHW
HW SAW BLADE

LAMA INCISORE CONICO PER SEZIONATRICE

Dividing scoring saw blade



CODICE CODE	D mm	B/B ₁ mm	b mm	d mm	FORATURA PIN HOLES	Z	A.T.	A.A.
SHW295-01	100	3,1/4,3	2,2	20		24	0°	6°
SHW295-02	120	3,1/4,3	2,2	20		24	0°	6°
SHW295-03	125	3,1/4,3	2,2	20		24	0°	6°

