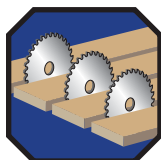

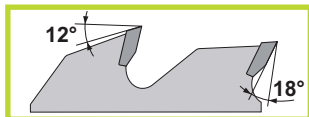
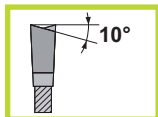


SHW260

LAME SHW
HW SAW BLADE

LAMA CIRCOLARE PER MULTILAME

Circular saw blade for multirip saw machines



CODICE CODE	D mm	B mm	b mm	d mm	CHIAVETTE DKN	Z
SHW260-01	250	3,2	2,2	70	21X81	20
SHW260-02	250	3,2	2,2	80	13X90	20
SHW260-03	300	3,2	2,2	60	21X74	24
SHW260-04	300	3,2	2,2	70	21X84	24
SHW260-05	300	3,2	2,2	80	13X90	24
SHW260-06	350	3,5	2,5	70	21X84	28
SHW260-07	350	3,5	2,5	80	14X92	28

