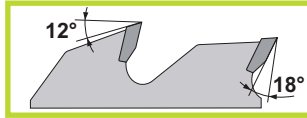
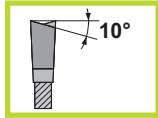
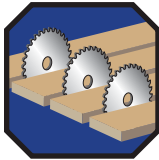



## LAMA CIRCOLARE CON RASANTI PER MULTILAME A SPESSORE SOTTILE

Circular saw blade with shavings for multirip saw machines with thin thickness



LAME SHW  
HW SAW BLADE



CODICE CODE	D mm	B mm	b mm	d mm	CHIAVETTE DKN	H.T. mm	Z
SHW250-01	180	2,5	1,8	35		30	21+3
SHW250-02	180	2,5	1,8	40		30	21+3
SHW250-03	200	2,5	1,8	35		35	21+3
SHW250-04	200	2,5	1,8	40		35	21+3
SHW250-05	250	2,7	1,8	60	21X74	50	20+2+2
SHW250-06	250	2,7	1,8	70	21X84	50	20+2+2
SHW250-07	250	2,7	1,8	80	13X90	50	20+2+2
SHW250-08	300	2,7	1,8	60	21X74	60	24+2+2
SHW250-09	300	2,7	1,8	70	21X84	60	24+2+2
SHW250-10	300	2,7	1,8	80	13X90	60	24+2+2

