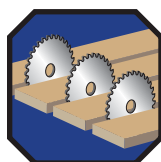

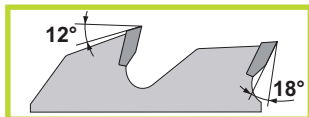
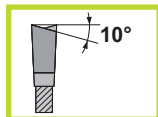


SHW240

LAME SHW
HW SAW BLADE

LAMA CIRCOLARE CON RASANTI PER MULTILAME

Circular saw blade with shavings for multirip saw machines



CODICE CODE	D mm	B mm	b mm	d mm	CHIAVETTE DKN	H.T. mm	Z
SHW240-01	250	3,2	2,2	30		65	20+2+2
SHW240-02	250	3,2	2,2	60	21X74	65	20+2+2
SHW240-03	250	3,2	2,2	70	21X84	65	20+2+2
SHW240-04	250	3,2	2,2	80	13X90	65	20+2+2
SHW240-05	280	3,2	2,2	70	21X84	70	24+2+2
SHW240-06	280	3,2	2,2	80	13X90	70	24+2+2
SHW240-07	300	3,2	2,2	30		80	24+2+2
SHW240-08	300	3,2	2,2	60	21X74	80	24+2+2
SHW240-09	300	3,2	2,2	70	21X84	80	24+2+2
SHW240-10	300	3,2	2,2	75	21X91	80	24+2+2
SHW240-11	300	3,2	2,2	80	13X90	80	24+2+2
SHW240-12	320	3,2	2,2	80	13X90	90	24+2+2
SHW240-13	350	3,5	2,5	30		105	24+2+4
SHW240-14	350	3,5	2,5	60	21X74	105	24+2+4
SHW240-15	350	3,5	2,5	70	21X84	105	24+2+4
SHW240-16	350	3,5	2,5	80	14X92	105	24+2+4
SHW240-17	350	3,5	2,5	90	21X110	95	24+2+4
SHW240-18	400	4,0	2,8	30		120	28+2+4
SHW240-19	400	4,0	2,8	70	21X84	120	28+2+4
SHW240-20	400	4,0	2,8	80	14X925	120	28+2+4
SHW240-21	400	4,0	2,8	90	21X110	120	28+2+4
SHW240-22	450	4,6	3,2	30		135	24+2+4
SHW240-23	450	4,6	3,2	70	21X81	135	24+2+4
SHW240-24	450	4,6	3,2	75	21X91	135	24+2+4
SHW240-25	450	4,6	3,2	80	13X92	135	24+2+4
SHW240-26	450	4,6	3,2	90	21X110	135	24+2+4
SHW240-27	500	4,6	3,2	30		175	26+2+6

