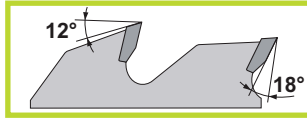
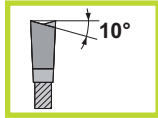
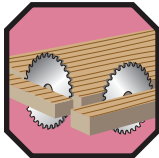



## LAMA CIRCOLARE PER TAGLI LONGITUDINALI E TRASVERSALI CON RASANTI

Lengthwise and trasversal cutting circular saw blade with strobes



LAME SHW  
HW SAW BLADE



CODICE CODE	D mm	B mm	b mm	d mm	FORATURA PIN HOLES	Z
SHW230-01	735	6,0	4,4	30	2/10/60 + 2/8,5/90	48+6
SHW230-02	735	6,0	4,4	30	2/10/60 + 2/8,5/90	72+6
SHW230-03	750	6,0	4,4	30	2/10/60 + 2/8,5/90	48+6
SHW230-04	760	6,0	4,4	30	2/10/60 + 4/8,5/90	72+6
SHW230-05	800	6,0	4,4	30	2/10/60 + 4/8,5/90	72+6

