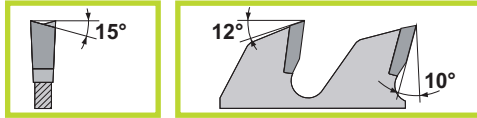
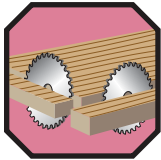



LAMA CIRCOLARE UNIVERSALE A SPESSORE SOTTILE

Universal thin circular saw blade



LAME SHW
HW SAW BLADE



CODICE CODE	D mm	B mm	b mm	d mm	FORATURA PIN HOLES	Z
SHW170-01	150	2,5	1,8	30		24
SHW170-02	180	2,5	1,8	30		30
SHW170-03	200	2,5	1,8	30		34
SHW170-04	250	2,5	1,8	30	PH2	40
SHW170-05	300	2,5	1,8	30	PH2	48
SHW170-06	350	2,8	2,0	30	PH2	54
SHW170-07	400	3,6	2,5	30	PH2	60

