

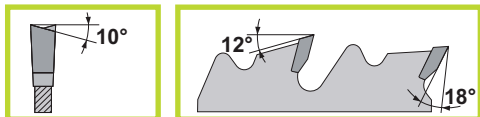


SHW080

LAME SHW
HW SAW BLADE

LAMA CIRCOLARE CON LIMITATORE DI TRUCIOLO

Lengthwise cutting saw blade with chip-limiter



CODICE CODE	D mm	B mm	b mm	d mm	FORATURA PIN HOLES	Z
SHW080-01	250	3,2	2,2	30	PH2	24 LT
SHW080-02	300	3,2	2,2	30	PH2	28 LT
SHW080-03	350	3,5	2,5	30	PH2	32 LT
SHW080-04	400	4,0	2,8	30	PH2	36 LT
SHW080-05	450	4,2	2,8	30	2/10/60	40 LT
SHW080-06	450	4,2	2,8	35		40 LT
SHW080-07	500	4,2	2,8	30	2/10/60	44 LT
SHW080-08	500	4,2	2,8	35		44 LT
SHW080-09	550	5,2	3,6	30	2/10/60	48 LT
SHW080-10	550	5,2	3,6	35		48 LT
SHW080-11	600	5,2	3,6	30	2/10/60	48 LT
SHW080-12	600	5,2	3,6	35		48 LT

