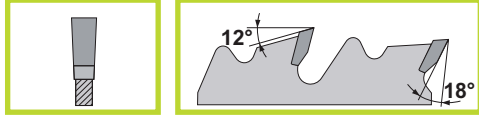




LAMA CIRCOLARE PER "LAMELLO"

Saw blade for "LAMELLO"



LAME SHW
HW SAW BLADE



| CODICE CODE | D mm | B mm | b mm | d mm | FORATURA PIN HOLES | Z |
|----------------|---------|---------|---------|---------|-----------------------|-------|
| SHW070-01 | 100 | 3,96 | 3,0 | 22 | | 12 LT |

