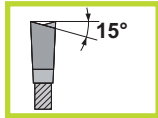
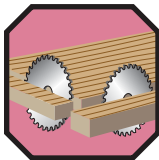



## LAMA CIRCOLARE UNIVERSALE

Universal Circular saw blade



LAME SHW  
HW SAW BLADE



CODICE CODE	D mm	B mm	b mm	d mm	FORATURA PIN HOLES	Z
SHW030-01	120	3,2	2,2	30		30
SHW030-02	125	3,2	2,2	30		30
SHW030-03	150	3,2	2,2	30		36
SHW030-04	180	3,2	2,2	30		48
SHW030-05	200	3,2	2,2	30		48
SHW030-06	220	3,2	2,2	30		48
SHW030-07	250	3,2	2,2	30	PH2	60
SHW030-08	275	3,2	2,2	30	PH2	68
SHW030-09	300	3,2	2,2	30	PH2	72
SHW030-10	330	3,2	2,2	30	PH2	72
SHW030-11	350	3,5	2,5	30	PH2	84
SHW030-12	400	4,0	2,8	30	PH2	96
SHW030-13	450	4,2	2,8	30	2/10/60	108
SHW030-14	450	4,2	2,8	35		108
SHW030-15	500	4,2	3,0	30	2/10/60	120
SHW030-16	500	4,2	3,0	35		120

